

Connects2 Car Audio Adapters Quick Start Guide

1. Introduction

Dear Customer! Thank you for your purchase in TME! To protect the environment we have prepared for you this quick start guide. Before operating the unit, please read it carefully. Please visit www.tme.eu
Illustrations in this manual are only example images and may differ from the actual item. It does not change their main characteristics.

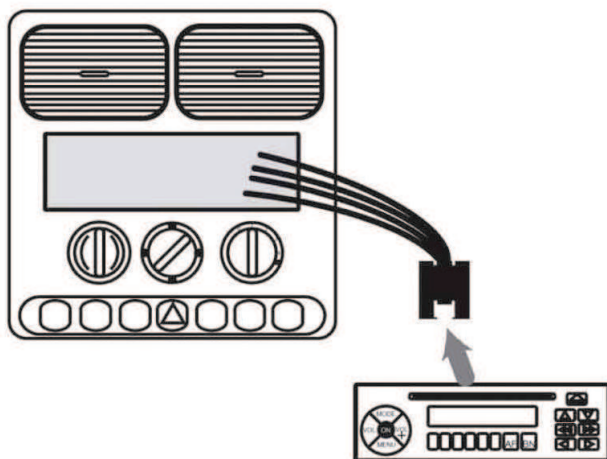
2. Application

Car audio adapters designed for the factory audio sets.

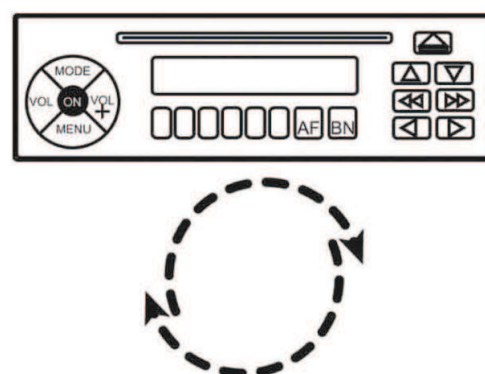
3. Unit setup and operation

- Before making any connections turn off the power.
- Take out the radio unit from the dashboard to gain access to the rear connectors of the device.
- Connect the connectors to the appropriate terminals.
- Turn on the power.
- Configure the adapter if necessary.
- Recommended installation in professional services.

1



2




Transfer Multisort Elektronik Sp. z o.o.

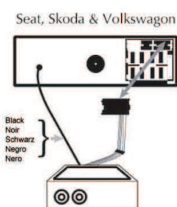
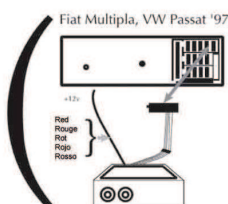
ul. Ustronna 41, 93-350 Łódź, Poland, correspondence address: 90-951 Łódź 40, PO BOX 2071
tel. +48 42 645 54 44, fax +48 42 645 54 70, export@tme.eu, www.tme.eu

VAT ID: PL7290108984, REGON (NACE): 473171710, District Court for Łódź-Śródmieście, NCR: 0000165815, initial capital: 3 300 000 PLN

3

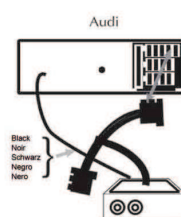
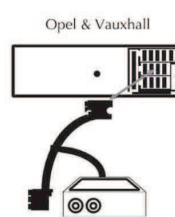
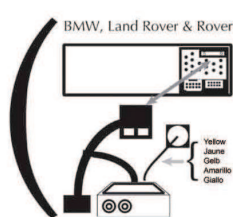


N.B.



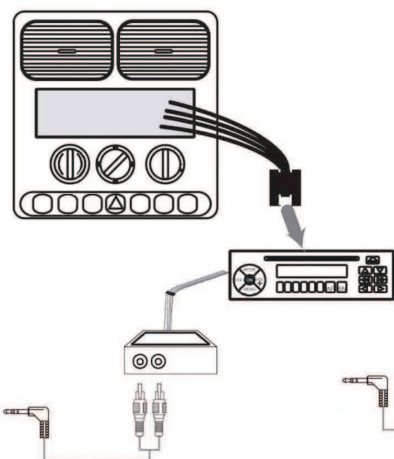
See 4a

See 4a

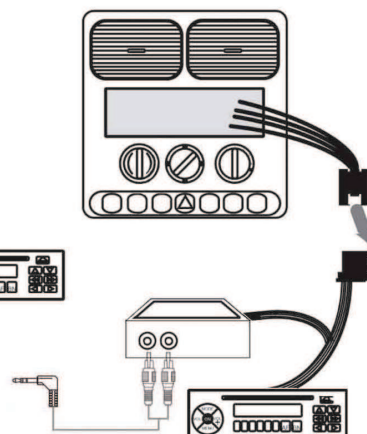


See 4b

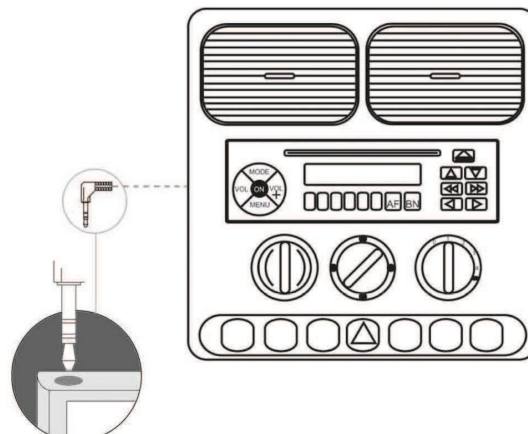
4a



4b



5



4. Precautions

- Connect only to the 12V car installation.
- Do not disassemble the housing.
- Please observe the correct polarization.
- Use only as intended.
- Do not replace the fuse with another fuse of greater value. This could cause overheating, damage and injury including burns.
- Do not touch the device with wet hands. Do not touch the device if it is wet.
- Mount the antenna in the designated hole in the car body using mounting head or in case of internal antennas stick firmly to the windscreen or dashboard.
- Do not mount in locations where the device may hurt someone in the event of a sudden vehicle stop or may disturb the driver to drive the vehicle.
- Do not install the unit in unstable locations.



Transfer Multisort Elektronik Sp. z o.o.

ul. Ustronna 41, 93-350 Łódź, Poland, correspondence address: 90-951 Łódź 40, PO BOX 2071
tel. +48 42 645 54 44, fax +48 42 645 54 70, export@tme.eu, www.tme.eu

VAT ID: PL7290108984, REGON (NACE): 473171710, District Court for Łódź-Śródmieście, NCR: 0000165815, initial capital: 3 300 000 PLN