

## Rectangular Type Inductive Proximity Sensor

The Inductive Proximity Sensor usually used to detect conductors such as metals (iron, aluminum, copper and others). It can convert the movement information or presence information of the detected object into electrical signals. Advantages of inductive proximity sensors includes: Sensing in a non-contact manner, which will not wear out or damage the detection object; product life is longer; suitable to use even there is oil, dirt or water on the detecting object; response speed is faster and not affected by the surface color of the detected object.

### Features

- Front/Top surface sensing available design fits for limited space
- Single screw hole fixing; metal housing, compact and durable (Anti-locking, no deformation of the body due to excessive torque or slight impact)
- Small dimension, good installation (8.5x5.5x24mm, suitable for narrow space sensing)
- Anti-interference, more installation methods (When detecting, it won't be affected by the surrounding iron blocks and cause misjudgment)


















Part No.	Photo	Dimensions (W x L)	Sensing Distance / Switching Frequency	Working Voltage/ Consumption Current	Safety
<a href="#">JM02-N</a>		8.5x25mm	2 mm $\pm$ 10% / 1000 Hz	DC12 ~ 30 V / $\leq$ 8 mA no-load	CE 
<a href="#">JM02-P</a>		8.5x25mm	2 mm $\pm$ 10% / 1000 Hz	DC12 ~ 30 V / $\leq$ 8 mA no-load	CE 
<a href="#">JMD02-N</a>		8.5x25mm	2 mm $\pm$ 10% / 1000 Hz	DC12 ~ 30 V / $\leq$ 8 mA no-load	CE 
<a href="#">JMD02-P</a>		8.5x25mm	2 mm $\pm$ 10% / 1000 Hz	DC12 ~ 30 V / $\leq$ 8 mA no-load	CE 
<a href="#">JM04-N3</a>		12x30.5mm	4 mm $\pm$ 10% / 700 Hz	DC12 ~ 30 V / $\leq$ 8 mA no-load	CE 
<a href="#">JM04-P3</a>		12x30.5mm	4 mm $\pm$ 10% / 700 Hz	DC12 ~ 30 V / $\leq$ 8 mA no-load	CE 
<a href="#">JMD04-N3</a>		12x30.5mm	4 mm $\pm$ 10% / 700 Hz	DC12 ~ 30 V / $\leq$ 8 mA no-load	CE 
<a href="#">JMD04-P3</a>		12x30.5mm	4 mm $\pm$ 10% / 700 Hz	DC12 ~ 30 V / $\leq$ 8 mA no-load	CE 

## Tubular Anti-bending Type Inductive Proximity Sensor

The Inductive Proximity Sensor usually used to detect conductors such as metals (iron, aluminum, copper and others). It can convert the movement information or presence information of the detected object into electrical signals. Advantages of inductive proximity sensors includes: Sensing in a non-contact manner, which will not wear out or damage the detection object; product life is longer; suitable to use even there is oil, dirt or water on the detecting object; response speed is faster and not affected by the surface color of the detected object.

### Features

- Special line-out design for bending resistance and tensile (it will upgrade the durability and life)
- The IP67 rating is designed to the effective waterproof
- NP series 4-in-one output (PNP: NO/NC, NPN: NO/NC)
- Compared with the same model, the exposed sensor has a longer detection distance

Part No.	Photo	Dimensions (W x L)	Sensing Distance / Switching Frequency	Working Voltage / Consumption Current	Safety
<a href="#">PSC0801-NP</a>		14.8x66mm	1 mm $\pm$ 10% / 500 Hz	DC12 ~ 30 V $\leq$ 8 mA no-load	CE 
<a href="#">PSC0802-NP</a>		14.8x66mm	2 mm $\pm$ 10% / 500 Hz	DC12 ~ 30 V $\leq$ 8 mA no-load	CE 
<a href="#">PSD1202-NP</a>		17x40mm	2 mm $\pm$ 10% / 500 Hz	DC12 ~ 30 V $\leq$ 14 mA no-load	CE 
<a href="#">PSD1205-NP</a>		17x40mm	5 mm $\pm$ 10% / 500 Hz	DC12 ~ 30 V $\leq$ 14 mA no-load	CE 
<a href="#">PSC1202-NP</a>		17x80.5mm	2 mm $\pm$ 10% / 800 Hz	DC12 ~ 30 V $\leq$ 14 mA no-load	CE 
<a href="#">PSC1205-NP</a>		17x80.5mm	5 mm $\pm$ 10% / 500 Hz	DC12 ~ 30 V $\leq$ 14 mA no-load	CE 
<a href="#">PSD1805-NP</a>		24x36.4mm	5 mm $\pm$ 10% / 600 Hz	DC12 ~ 30 V $\leq$ 14 mA no-load	CE 
<a href="#">PSD1808-NP</a>		24x36.4mm	8 mm $\pm$ 10% / 600 Hz	DC12 ~ 30 V $\leq$ 14 mA no-load	CE 
<a href="#">PSC1805-NP</a>		24x75.5mm	5 mm $\pm$ 10% / 600 Hz	DC12 ~ 30 V $\leq$ 14 mA no-load	CE 
<a href="#">PSC1808-NP</a>		24x75.5mm	8 mm $\pm$ 10% / 600 Hz	DC12 ~ 30 V $\leq$ 14 mA no-load	CE 
<a href="#">PSC3010-NP</a>		36x80.3mm	10mm $\pm$ 10% / 300 Hz	DC12 ~ 30 V $\leq$ 16 mA no-load	CE 
<a href="#">PSC3018-NP</a>		36x80.3mm	18mm $\pm$ 10% / 300 Hz	DC12 ~ 30 V $\leq$ 16 mA no-load	CE 